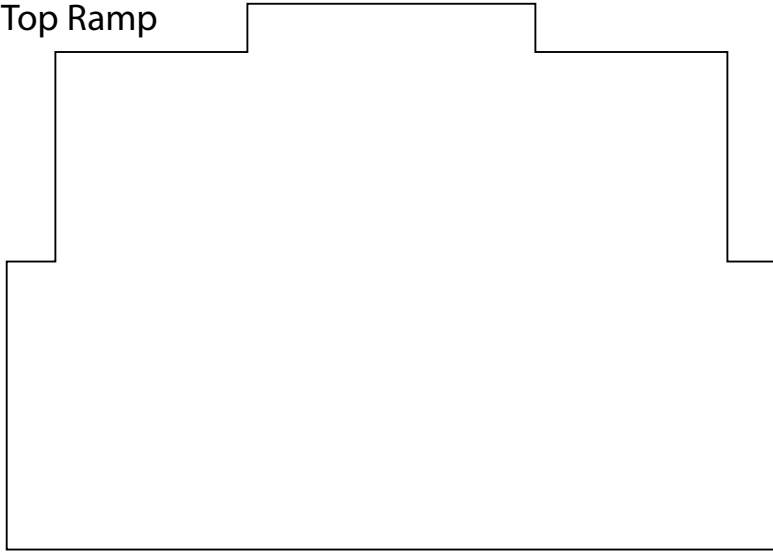
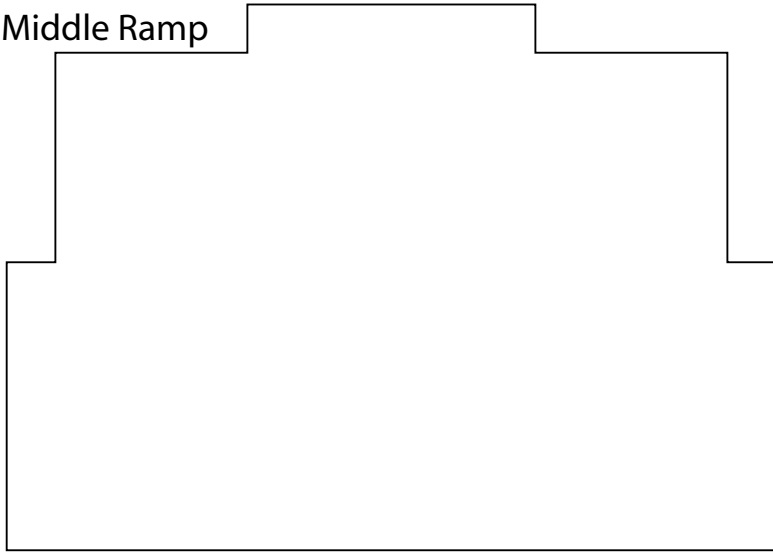



Top Ramp



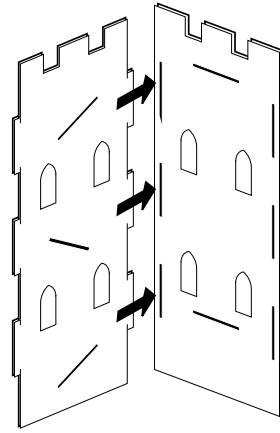
Middle Ramp



Bottom Ramp



How To...

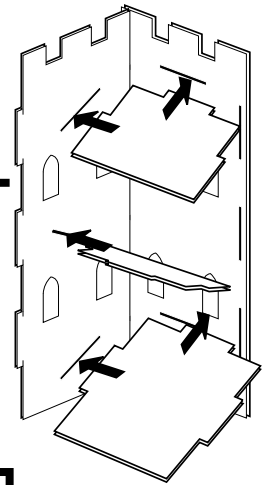


STEP 1

Put two sides together. Be sure the horizontal slots line up with the near end of the slanted slots in the tabbed side.

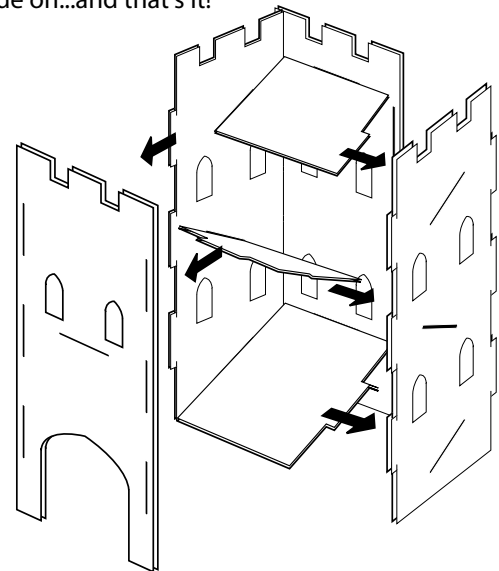
STEP 2

Put the three ramps into the slots. Top, bottom, and middle... couldn't be simpler, right?



STEP 3

Put the other two side on...and that's it!



To hold things together well, you can bend in the ends of the tabs that stick through the slots. Or you can use glue. If you want to color the tower, it's easier to do that before you put it together!!!



NEW VENTURE

Baron Daibhre's Dice Tower
©2003 Newventure Games
3890 Potters Road
Ionia, MI 48846
www.newventuregames.com